




Commander 2 Axis Desktop Scanner

Applications:

Sheet goods, flat / near flat parts,
Surface roughness, gasket scanning,
Paint finish, coating thickness.

Specs:

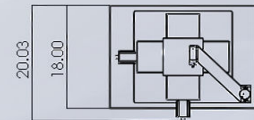
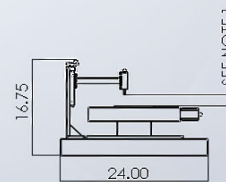
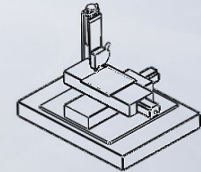
	MODEL # CMDMxx
X Travel	100-1500 mm (4-60 in.)
Y Travel	100-1500 mm (4-60 in.)
Machine Weight	18-50kg (40-110 lbs.)
Granite Base	80kg (80 lbs)
Electrical Requirements	120V
Air/Water Required	None
Sample Size Max	1500x1500mm (60 x 60 in.)
Sample Weight Max	25kg (55lbs)
Resolution X	Depends on ballscrew chosen (typ. 1.25µm)
Resolution Y	Depends on ballscrew chosen (typ. 1.25µm)
Resolution Z	Varies on sensor (typ. +/-0.500 µm)



Options:

Ultra Precision Ballscrew	(1, 2, 5, & 10 mm/rev)
Rotary options	6" & 8" Diameters
	(45:1,90:1 & 180:1 ratios available)
X Travel	100 – 1524mm (4 – 60 inches)
Y Travel	100 – 1524mm (4 – 60 inches)
Larger than 20" (500 mm) travel requires gantry option	
Multiple Sensor Configurations Available	
Standard Sensor	2mm range @ 1µm resolution
CLA options	0.14mm-10mm @.01 µm resolution
Line Laser options	Standard Line, High Speed Line, & Long Range Line
Alternative Power Options Available	(110/220/230V 50/60 HZ)

1.) CLEARANCE CAN BE CHANGED BASED ON SENSOR SELECTION AND CLEARANCE NEED. PLEASE NOTE, THIS MAY CHANGE THE OVERALL HEIGHT OF THE UNIT.



Warranty : 1Yr parts/labor. User pays shipping to service center. Return shipping included.